






Birstall Garden & Leisure Garden Buildings

Sibson Road Birstall Leicester LE4 4DX Tel 0116 267 7091 sales@birstall.com shop on-line www.birstall.com


Heavy Overlap Garden Sheds

December 2021 Retail Prices Including VAT	Approx Imperial Reference	Actual Metric Floor Size	Fixed Windows Included	Price Including VAT	Factory Treatment (Golden)	Premium Treatment 2 Coats of <u>Sadolin</u> Applied by Hand	3" x 3" Floor Bearers	Assembly Service	
L x W									
	COTTAGE	6' x 4'	1.79 x 1.19m	1	£ 432	FREE	~	£ 18	£ 105
		7' x 5'	2.09 x 1.49m	2	£ 555	FREE	~	£ 28	£ 105
		8' x 6'	2.39 x 1.79m	2	£ 569	FREE	~	£ 32	£ 105
		10' x 6'	2.99 x 1.79m	3	£ 759	FREE	~	£ 42	£ 150
		10' x 8'	2.99 x 2.39m	3	£ 949	FREE	~	£ 56	£ 150

Popular 12mm Tongue & Groove Sheds


	NORFOLK Apex	6' x 4'	1.78 x 1.17m	1	£ 569	FREE	£ 105	£ 18	£ 105
		7' x 5'	2.08 x 1.47m	2	£ 759	FREE	£ 105	£ 28	£ 105
		8' x 6'	2.39 x 1.78m	2	£ 854	FREE	£ 105	£ 32	£ 105
		10' x 6'	2.99 x 1.78m	3	£ 1,044	FREE	£ 150	£ 42	£ 150
		10' x 8'	2.99 x 2.39m	3	£ 1,186	FREE	£ 150	£ 56	£ 150
	SUFFOLK Pent	6' x 4'	1.78 x 1.17m	1	£ 702	FREE	£ 105	£ 18	£ 105
		7' x 5'	2.08 x 1.47m	1	£ 873	FREE	£ 105	£ 28	£ 105
		8' x 6'	2.39 x 1.78m	2	£ 911	FREE	£ 105	£ 32	£ 105
		10' x 6'	2.99 x 1.78m	2	£ 1,110	FREE	£ 150	£ 42	£ 150
		10' x 8'	2.99 x 2.39m	2	£ 1,367	FREE	£ 150	£ 56	£ 150
	DART wide apex	6' x 4'	1.78 x 1.17m	1	£ 702	FREE	£ 105	£ 18	£ 105
		7' x 5'	2.08 x 1.47m	1	£ 873	FREE	£ 105	£ 28	£ 105
		8' x 6'	2.39 x 1.78m	2	£ 911	FREE	£ 105	£ 32	£ 105
		10' x 6'	2.99 x 1.78m	2	£ 1,110	FREE	£ 150	£ 42	£ 150
		10' x 8'	2.99 x 2.39m	2	£ 1,367	FREE	£ 150	£ 56	£ 150
	PYTCHLEY	6' x 4'	1.78 x 1.17m	1	£ 711	FREE	£ 105	£ 18	£ 105
		7' x 5'	2.08 x 1.47m	1	£ 911	FREE	£ 105	£ 28	£ 105
		8' x 6'	2.39 x 1.78m	2	£ 949	FREE	£ 105	£ 32	£ 105
		10' x 6'	2.99 x 1.78m	2	£ 1,163	FREE	£ 150	£ 42	£ 150
		10' x 8'	2.99 x 2.39m	2	£ 1,420	FREE	£ 150	£ 56	£ 150
	SURREY	7' x 7'	2.08 x 2.08m	2	£ 949	FREE	£ 105	£ 35	£ 105

Including double doors 1200 x 1625mm

	RUTLAND Corner	6' x 6'	1.78 x 1.78m	2 side	£ 1,154	FREE	£ 205	£ 24	£ 205
		7' x 7'	2.08 x 2.08m	2 side	£ 1,277	FREE	£ 205	£ 35	£ 205
		8' x 8'	2.39 x 2.39m	2 side	£ 1,538	FREE	£ 205	£ 48	£ 205
		9' x 9'	2.69 x 2.69m	2 side	£ 1,804	FREE	£ 205	£ 55	£ 205

Single door included, upgrade to 1200mm double doors £ 45

Rockingham style part glazed summerhouse door right hand hinged only £ 130

	DUAL Potting	6' x 6'	1.78 x 1.78m	3 front	£ 1,315	FREE	£ 155	£ 24	£ 155
		8' x 6'	2.39 x 1.78m	4 front	£ 1,496	FREE	£ 155	£ 32	£ 155
		10' x 6'	2.99 x 1.78m	5 front	£ 1,733	FREE	£ 155	£ 42	£ 155
		8' x 8'	2.39 x 2.39m	4 front	£ 1,733	FREE	£ 155	£ 48	£ 155
		10' x 8'	2.99 x 2.39m	5 front	£ 2,066	FREE	£ 155	£ 56	£ 155

Includes 790 x 1750mm stable door, side opening window & front workbench


Please specify door position on order

Birstall Garden & Leisure Garden Buildings

Sibson Road Birstall Leicester LE4 4DX Tel 0116 267 7091 sales@birstall.com shop on-line www.birstall.com

Popular 15mm Tongue & Groove Sheds and Workshops

December 2021 Retail Prices Including VAT	Approx Imperial Reference	Actual Metric Floor Size	Fixed Windows Included	Price Including VAT	Factory Treatment (Golden)	Premium Treatment 2 Coats of <u>Sadolin</u> Applied by Hand	3" x 3" Floor Bearers	Assembly Service
L x W								
WARWICK	6' x 4'	1.78 x 1.17m	1	£ 759	FREE	£ 105	£ 18	£ 105
	7' x 5'	2.08 x 1.47m	2	£ 911	FREE	£ 105	£ 28	£ 105
	6' x 6'	1.78 x 1.78m	2	£ 973	FREE	£ 105	£ 18	£ 105
	8' x 6'	2.39 x 1.78m	2	£ 1,054	FREE	£ 110	£ 32	£ 110
	10' x 6'	2.99 x 1.78m	3	£ 1,220	FREE	£ 150	£ 42	£ 150
	12' x 6'	3.55 x 1.78m	4	£ 1,481	FREE	£ 150	£ 48	£ 150
HEAVY DUTY	7' x 7'	2.08 x 2.08m	2	£ 1,054	FREE	£ 110	£ 35	£ 110
15mm T & G	8' x 8'	2.39 x 2.39m	2	£ 1,296	FREE	£ 115	£ 48	£ 115
45 x 34mm Frame	10' x 8'	2.99 x 2.39m	3	£ 1,481	FREE	£ 150	£ 56	£ 150
1.68m eaves (int)	12' x 8'	3.55 x 2.39m	4	£ 1,709	FREE	£ 175	£ 64	£ 175
Ridge See Brochure	14' x 8'	4.22 x 2.39m	4	£ 2,079	FREE	£ 195	£ 72	£ 195
790 x 1750mm Door	16' x 8'	4.80 x 2.39m	4	£ 2,260	FREE	£ 195	£ 80	£ 195
Door in apex only	10' x 10'	2.99 x 2.99m	3	£ 1,933	FREE	£ 195	£ 64	£ 195
	12' x 10'	3.55 x 2.99m	4	£ 2,241	FREE	£ 195	£ 72	£ 195
	14' x 10'	4.22 x 2.99m	4	£ 2,621	FREE	£ 215	£ 80	£ 215

KENT	6' x 4'	1.78 x 1.17m	1	£ 802	FREE	£ 105	£ 18	£ 105
	7' x 5'	2.08 x 1.47m	1	£ 964	FREE	£ 105	£ 28	£ 105
	6' x 6'	1.78 x 1.78m	1	£ 1,030	FREE	£ 105	£ 18	£ 105
	8' x 6'	2.39 x 1.78m	2	£ 1,116	FREE	£ 105	£ 32	£ 105
	10' x 6'	2.99 x 1.78m	2	£ 1,292	FREE	£ 150	£ 42	£ 150
	12' x 6'	3.55 x 1.78m	3	£ 1,567	FREE	£ 150	£ 48	£ 150
HEAVY DUTY	7' x 7'	2.08 x 2.08m	1	£ 1,116	FREE	£ 150	£ 35	£ 150
15mm T & G	8' x 8'	2.39 x 2.39m	2	£ 1,372	FREE	£ 150	£ 48	£ 150
45 x 34mm Frame	10' x 8'	2.99 x 2.39m	2	£ 1,567	FREE	£ 165	£ 56	£ 165
1.82m rear (int)	12' x 8'	3.55 x 2.39m	3	£ 1,809	FREE	£ 175	£ 64	£ 175
1.98m front (int)	14' x 8'	4.22 x 2.39m	3	£ 2,204	FREE	£ 205	£ 72	£ 205
790 x 1750mm Door								
Any door position								

Prices include: VAT, Floor, Appropriate Glazing (Glass . Perspex . Mesh) Roofing Felt, Fixed Window(s) & Fixing Kit
Free Delivery Throughout The East Midlands (Nationwide Delivery Available see www.birstall.com)

Imperial sizes stated are approximate for reference only, metric measurements refer to the actual floor size.

A solid purpose built, flat level & square concrete raft or paving slab base is recommended.

Pressure treated bearers will lift the floor 3" clear from any damp and provide a good airflow underneath the building.


Removal of existing buildings & base preparation services are available by quotation please call 0116 267 7091

Birstall Garden & Leisure Garden Buildings

Sibson Road Birstall Leicester LE4 4DX Tel 0116 267 7091 sales@birstall.com shop on-line www.birstall.com

Popular 15mm Tongue & Groove Sheds and Workshops

December 2021 Retail Prices Including VAT	Approx Imperial Reference	Actual Metric Floor Size	Fixed Windows Included	Price Including VAT	Factory Treatment (Golden)	Premium Treatment 2 Coats of <u>Sadolin</u> Applied by Hand	3" x 3" Floor Bearers	Assembly Service		
L x W										
	WARWICK PLUS	6' x 4'	1.78 x 1.17m	1	£ 854	FREE	£ 115	£ 18	£ 115	
		7' x 5'	2.08 x 1.47m	2	£ 1,054	FREE	£ 115	£ 28	£ 115	
		6' x 6'	1.78 x 1.78m	2	£ 1,135	FREE	£ 115	£ 18	£ 115	
		8' x 6'	2.39 x 1.78m	2	£ 1,220	FREE	£ 115	£ 32	£ 115	
		10' x 6'	2.99 x 1.78m	3	£ 1,367	FREE	£ 150	£ 42	£ 150	
		12' x 6'	3.55 x 1.78m	4	£ 1,638	FREE	£ 150	£ 48	£ 150	
		HEAVY DUTY	7' x 7'	2.08 x 2.08m	2	£ 1,220	FREE	£ 115	£ 35	£ 115
		15mm T & G	8' x 8'	2.39 x 2.39m	2	£ 1,505	FREE	£ 120	£ 48	£ 120
		Heavier Frame	10' x 8'	2.99 x 2.39m	3	£ 1,671	FREE	£ 150	£ 56	£ 150
		45 x 45mm Frame	12' x 8'	3.55 x 2.39m	4	£ 1,933	FREE	£ 175	£ 64	£ 175
		Extra Height	14' x 8'	4.22 x 2.39m	4	£ 2,341	FREE	£ 195	£ 72	£ 195
		1.8m eaves (int)	16' x 8'	4.80 x 2.39m	4	£ 2,630	FREE	£ 205	£ 80	£ 205
	Ridge See Brochure	10' x 10'	2.99 x 2.99m	3	£ 2,265	FREE	£ 195	£ 64	£ 195	
	1 Opening Window	12' x 10'	3.55 x 2.99m	4	£ 2,560	FREE	£ 205	£ 72	£ 205	
	Side or end door	14' x 10'	4.22 x 2.99m	4	£ 2,963	FREE	£ 215	£ 80	£ 215	

	WARWICK CONVERSION	6' x 8'	1.78 x 2.39m	2	£ 1,139	FREE	£ 110	£ 32	£ 110
		8' x 8'	2.39 x 2.39m	2	£ 1,367	FREE	£ 115	£ 48	£ 115
		6' x 10'	1.78 x 2.99m	2	£ 1,410	FREE	£ 150	£ 42	£ 150
		8' x 10'	2.39 x 2.99m	2	£ 1,642	FREE	£ 150	£ 56	£ 150
		10' x 10'	2.99 x 2.99m	2	£ 1,399	FREE	£ 195	£ 64	£ 195

Optional Extras & Alterations for Warwick and Kent buildings

Extra fixed window (610 x 610mm) £ 20 . Opening window in lieu of fixed £ 36

Safety glass or perspex £ 10 per pane

Cotswold georgian style window in lieu of standard £ 120

Change standard windows to 6" deep security windows £ 20

Extra standard door (760mm wide) £ 55 . Wider single door (900mm) in lieu of standard £ 55

Change single door to stable door £ 43

Padlock protector in lieu of lock and key £ 34

1200mm double doors in lieu of standard door (for 6' wide buildings) £ 65

1500mm double doors in lieu of standard door (for 8' and above wide buildings) £ 75

1200mm Cotswold style glazed summerhouse double doors in lieu of standard doors £ 285

Extra eaves height (150mm / 1 Board) + 10%

Transverse ridge: (ie std 10' x 6' has 6' gable end, change to 10' gable) Add £ 40 (10' max)

Extra roof overhang to front (apex only) £ 4.50 per sq ft (ie 10ft wide apex with 1ft overhang £ 45)

No floor option: Ideal for motor cycles, machinery & home gyms etc Deduct £ 1 per sq ft

15mm Log-lap cladding (excluding door) + 15%

Prices include: VAT, Floor, Appropriate Glazing (Glass . Perspex . Mesh) Roofing Felt, Fixed Window(s) & Fixing Kit

Free Delivery Throughout The East Midlands (Nationwide Delivery Available see www.birstall.com)

Imperial sizes stated are approximate for reference only, metric measurements refer to the actual floor size.

A solid purpose built, flat level & square concrete raft or paving slab base is recommended.







Pressure treated bearers will lift the floor 3" clear from any damp and provide a good airflow underneath the building.

Removal of existing buildings & base preparation services are available by quotation please call 0116 267 7091

Birstall Garden & Leisure Garden Buildings

Sibson Road Birstall Leicester LE4 4DX Tel 0116 267 7091 sales@birstall.com shop on-line www.birstall.com

Popular 12mm Tongue & Groove Pet, Poultry Houses & Garden Stores

December 2021 Retail Prices Including VAT	Approx Imperial Reference	Actual Metric Floor Size	Fixed Windows Included	Price Including VAT	Factory Treatment (Golden)	Premium Treatment 2 Coats of <u>Sadolin</u> Applied by Hand	3" x 3" Floor Bearers	Assembly Service	
L x W									
	DOG KENNELS	2' x 1' 6"	0.64 x 0.50m	0	£ 189	Included	£ 65	£ 5	£ 65
		3' x 2' 6"	1.06 x 0.76m	0	£ 236	Included	£ 65	£ 5	£ 65
		4' x 4'	1.2 x 1.2m	0	£ 274	Included	£ 65	£ 10	£ 65
	Puppy (Small) Glen (Medium) Sutton (Large)								
	LAUGHTON	10' x 4'	3.0 x 1.2m	0	£ 987	Included	£ 110	£ 24	£ 110
		12' x 4'	3.6 x 1.2m	0	£ 1,135	Included	£ 110	£ 29	£ 110
700 x 1450mm Door 1.52m Internal Rear Height 1.67m Internal Front Height Interconnecting door included, 1.2 x 1.2m kennel includes floor, run excludes floor									
	WELLAND	10' x 6'	3.0 x 1.8m	0	£ 1,296	Included	£ 110	£ 36	£ 110
790 x 1750mm Mesh Door 1.68m Internal Eaves Height 1.82m Internal Ridge Height Interconnecting stable door & pop hole included 1.8 x 1.2m kennel includes floor, run excludes floor									
	HEN HOUSES	6' x 4'	1.8 x 1.2m	0	£ 702	Included	£ 110	£ 18	£ 110
		8' x 4'	2.39 x 1.2m	0	£ 759	Included	£ 110	£ 20	£ 110
610 x 1600mm Mesh Door. Optional external nesting box for rear oh hen house £ 39 1.68m Internal Eaves Height 1.82m Internal Ridge Height Raised enclosure with ramp, floor and door included Mesh run has no floor for easy cleaning, can be used as a cattery									
	CHESTS	4' x 2'	1.2 x 0.6m	0	£ 255	Included	£ 79	£ 11	£ 79
		5' x 3'	1.5 x 0.9m	0	£ 331	Included	£ 79	£ 11	£ 79
		6' x 3'	1.8 x 0.9m	0	£ 379	Included	£ 79	£ 11	£ 79
0.98m Internal Rear Height 0.83m Internal Front Height									
	BINSTORES	3' x 3'	0.83 x 0.87m	0	£ 284	Included	£ 79		£ 79
		6' x 3'	1.6 x 0.87m	0	£ 379	Included	£ 79		£ 79
		9' x 3'	2.4 x 0.87m	0	£ 474	Included	£ 79		£ 79
1.36m Internal Rear Height 1.29m Internal Front Height									
	WALLSHEDS	3' x 2'6"	0.87 x 1.78m	0	£ 375	Included	£ 95	£ 5	£ 95
		6' x 2'6"	1.78 x 1.78m	0	£ 502	Included	£ 95	£ 9	£ 95
1.8m Internal Rear Height 1.7m Internal Front Height Also available with side door instead of front door/s at no additional charge									
	CLUTTERBOXES	4' x 2' 6"	1.20 x 0.76m	Overlap	£ 308	Included	£ 95	£ 6	£ 95
		4' x 2' 6"	1.20 x 0.76m	T&G	£ 403	Included	£ 95	£ 6	£ 95
1.34m Internal Rear Height 1.27m Internal Front Height 900 x 1150mm double doors included Choice of Overlap or Tongued & Grooved Claddings									
	BIKESTORE	7' x 3'	2.1 x 0.9m	T&G	£ 569	Included	£ 105	£ 6	£ 105
1.2m Internal Eaves Height 1.7m Internal Ridge Height 1500 x 1150mm double doors included									
	LOGSTORE	4' x 2' 6"	1.2 x 0.76m	T&G	£ 331	Included	£ 79	£ 6	£ 79
1.34m Internal Rear Height 1.2m Internal Front Height 15mm wall slats with open ventilation									

Birstall Garden & Leisure Garden Buildings

Sibson Road Birstall Leicester LE4 4DX Tel 0116 267 7091 sales@birstall.com shop on-line www.birstall.com

Popular Tongue & Groove Playhouses Single and Two Storey

December 2021 Retail Prices Including VAT	Approx Imperial Reference	Actual Metric Floor Size	Fixed Windows Included	Price Including VAT	Factory Treatment (Golden)	Premium Treatment 2 Coats of <u>Sadolin</u> Applied by Hand	3" x 3" Floor Bearers	Assembly Service
---	---------------------------------	--------------------------------	------------------------------	---------------------------	----------------------------------	---	-----------------------------	---------------------

L x W

BIRCHCROFT	5' x 5'	1.5 x 1.5m	2	£ 616	Included	£ 95	£ 20	£ 95
-------------------	----------------	------------	---	--------------	----------	------	------	------



SINGLE STOREY Playhouse

1.2m Internal Eaves Height 1.6m Internal Ridge Height

600 x 1150mm door

The Verandah is included in the overall size

BEECHCROFT	7' x 7'	2.1 x 2.1m	4	£ 1,044	Included	£ 105	£ 35	£ 105
-------------------	----------------	------------	---	----------------	----------	-------	------	-------



SINGLE STOREY Playhouse

1.3m Internal Eaves Height 1.8m Internal Ridge Height

600 x 1150mm door

The Verandah is included in the overall size

ELMCROFT	6' x 6'	1.8 x 1.8m	2	£ 1,139	Included	£ 120	£ 24	£ 120
-----------------	----------------	------------	---	----------------	----------	-------	------	-------



Compact TWO STOREY Playhouse

1.8m to 1.68m Internal Eaves Height 2.2m Internal Ridge Height

565 x 1525mm door

Upstairs platform complete with ladder and safety rail

ASHCROFT								
Exc. verandah	8' x 6'	2.4 x 1.8m	3	£ 1,353	Included	£ 145	£ 32	£ 145
Inc. verandah	8' x 6'+2	2.4 x 2.4m	3	£ 1,519	Included	£ 175	£ 38	£ 175



TWO STOREY Playhouse

1.8m to 1.68m Internal Eaves Height 2.3m Internal Ridge Height

565 x 1525mm door

Upstairs platform complete with ladder and safety rail



Prices include: VAT, Floor, Appropriate Glazing (Glass . Perspex . Mesh) Roofing Felt, Fixed Window(s) & Fixing Kit
Free Delivery Throughout The East Midlands (Nationwide Delivery Available see www.birstall.com)

Imperial sizes stated are approximate for reference only, metric measurements refer to the actual floor size.

A solid purpose built, flat level & square concrete raft or paving slab base is recommended.



Pressure treated bearers will lift the floor 3" clear from any damp and provide a good airflow underneath the building.

Removal of existing buildings & base preparation services are available by quotation please call 0116 267 7091

Birstall Garden & Leisure Garden Buildings

Sibson Road Birstall Leicester LE4 4DX Tel 0116 267 7091 sales@birstall.com shop on-line www.birstall.com

Popular 15mm Tongue & Groove EXTRA HEAVY DUTY Sheds, Store Units and Secure Units

December 2021 Retail Prices Including VAT	Approx Imperial Reference	Actual Metric Floor Size	Windows Included	Price Including VAT	Factory Treatment (Golden)	Premium Treatment 2 Coats of <u>Sadolin</u> Applied by Hand	3" x 3" Floor Bearers	Assembly Service	
L x W									
 <p>Heavy Duty Extra Height 1.98m eaves (int) 15mm T & G 60 x 60mm Frame Any door position (side or front) Available with or without floor (Deduct 70p Sq Ft.)</p>  <p>Heavy Duty Hinges</p>	MAJOR APEX	8' x 6'	2.39 x 1.78m	2	£ 1,367	FREE	£ 185	£ 32	£ 185
	10' x 6'	2.99 x 1.78m	3	£ 1,638	FREE	£ 185	£ 42	£ 185	
	12' x 6'	3.55 x 1.78m	3	£ 1,823	FREE	£ 185	£ 48	£ 185	
	7'x 7'	2.08 x 2.08m	2	£ 1,367	FREE	£ 185	£ 35	£ 185	
	8' x 8'	2.39 x 2.39m	2	£ 1,671	FREE	£ 185	£ 48	£ 185	
	10' x 8'	2.99 x 2.39m	3	£ 1,819	FREE	£ 215	£ 56	£ 215	
	12' x 8'	3.55 x 2.39m	4	£ 2,104	FREE	£ 215	£ 64	£ 215	
	14' x 8'	4.22 x 2.39m	4	£ 2,427	FREE	£ 270	£ 72	£ 270	
	16' x 8'	4.80 x 2.39m	4	£ 2,712	FREE	£ 325	£ 80	£ 325	
	18' x 8'	5.44 x 2.39m	4	£ 3,006	FREE	£ 375	£ 88	£ 375	
	20' x 8'	6.05 x 2.39m	6	£ 3,277	FREE	£ 405	£ 96	£ 405	
	10' x 10'	2.99 x 2.99m	3	£ 2,393	FREE	£ 230	£ 64	£ 230	
	12' x 10'	3.55 x 2.99m	4	£ 2,731	FREE	£ 275	£ 72	£ 275	
	14' x 10'	4.22 x 2.99m	4	£ 3,277	FREE	£ 315	£ 80	£ 315	
	16' x 10'	4.80 x 2.99m	4	£ 3,500	FREE	£ 320	£ 96	£ 320	
	18' x 10'	5.44 x 2.99m	4	£ 3,799	FREE	£ 375	£ 108	£ 375	
	20' x 10'	6.05 x 2.99m	6	£ 4,179	FREE	£ 405	£ 120	£ 405	
	12' x 12'	3.55 x 3.55m	4	£ 3,025	FREE	£ 375	£ 80	£ 375	
	14' x 12'	4.22 x 3.55m	4	£ 3,391	FREE	£ 405	£ 96	£ 405	
16' x 12'	4.80 x 3.55m	4	£ 3,932	FREE	£ 425	£ 108	£ 425		
18' x 12'	5.44 x 3.55m	4	£ 4,260	FREE	£ 445	£ 120	£ 445		
20' x 12'	6.05 x 3.55m	6	£ 4,669	FREE	£ 485	£ 140	£ 485		


TIMBER GARAGES: Price as Major above LESS FLOOR @ £ 1 Sq. Ft. + DOUBLE DOORS (see options)

 <p>Heavy Duty Extra Height 1.98 to 2.1m Internal 15mm T & G 60 x 60mm Frame Any door position (side or front) Available with or without floor</p>	MAJOR PENT	8' x 6'	2.39 x 1.78m	2	£ 1,367	FREE	£ 185	£ 32	£ 185
	10' x 6'	2.99 x 1.78m	3	£ 1,638	FREE	£ 185	£ 42	£ 185	
	12' x 6'	3.55 x 1.78m	3	£ 1,823	FREE	£ 185	£ 48	£ 185	
	7'x 7'	2.08 x 2.08m	2	£ 1,367	FREE	£ 185	£ 35	£ 185	
	8' x 8'	2.39 x 2.39m	2	£ 1,671	FREE	£ 185	£ 48	£ 185	
	10' x 8'	2.99 x 2.39m	3	£ 1,823	FREE	£ 215	£ 56	£ 215	
	12' x 8'	3.55 x 2.39m	4	£ 2,104	FREE	£ 215	£ 64	£ 215	
	14' x 8'	4.22 x 2.39m	4	£ 2,427	FREE	£ 270	£ 72	£ 270	
	16' x 8'	4.80 x 2.39m	4	£ 2,712	FREE	£ 325	£ 80	£ 325	
	18' x 8'	5.44 x 2.39m	4	£ 3,006	FREE	£ 375	£ 88	£ 375	
	20' x 8'	6.05 x 2.39m	6	£ 3,277	FREE	£ 405	£ 96	£ 405	
	10' x 10'	2.99 x 2.99m	3	£ 2,393	FREE	£ 230	£ 64	£ 230	
	12' x 10'	3.55 x 2.99m	4	£ 2,731	FREE	£ 275	£ 72	£ 275	

Includes single door (790 x 1850) framed and braced with lock & key

Larger door(s) available on 7', 8' & 10' wide sheds: 900mm (3') single £ 35, 1500mm (5') double £ 60

Options: Extra opening window £30, Extra 760mm wide door £50, Change to stable door £45



 <p>MAJOR CONVERSION</p>	10' x 6'	2.99 x 1.78m	2 No. 6 Pane	£ 2,203	FREE	£ 215	£ 42	£ 215
	10' x 8'	2.99 x 2.39m	2 No. 6 Pane	£ 3,054	FREE	£ 270	£ 58	£ 270
	10' x 10'	2.99 x 2.99m	2 No. 6 Pane	£ 2,883	FREE	£ 270	£ 64	£ 270
	12' x 8'	3.55 x 2.39m	2 No. 9 Pane	£ 2,640	FREE	£ 270	£ 64	£ 270
	12' x 10'	3.55 x 2.99m	2 No. 9 Pane	£ 3,272	FREE	£ 320	£ 72	£ 320
	12' x 12'	3.55 x 3.55m	2 No. 9 Pane	£ 3,529	FREE	£ 405	£ 80	£ 405

Includes glazed double summerhouse doors and roof overhang

Birstall Garden & Leisure Garden Buildings

Sibson Road Birstall Leicester LE4 4DX Tel 0116 267 7091 sales@birstall.com shop on-line www.birstall.com

Popular 15mm Tongue & Groove EXTRA HEAVY DUTY Sheds, Store Units and Secure Units

December 2021 Retail Prices Including VAT	Approx Imperial Reference	Actual Metric Floor Size	Fixed Windows Included	Price Including VAT	Factory Treatment (Golden)	Premium Treatment 2 Coats of <u>Sadolin</u> Applied by Hand	3" x 3" Floor Bearers	Assembly Service
L x W								
MAJOR SECURITY  Heavy Duty Extra Height 1.98m eaves (int) 15mm T & G 60 x 60mm Frame Any door position (side or front) Available with or without floor (Deduct £1 Sq Ft.)  Padlock Protector In lieu of lock £ 25	8' x 6'	2.39 x 1.78m	2	£ 1,433	FREE	£ 185	£ 32	£ 185
	10' x 6'	2.99 x 1.78m	3	£ 1,700	FREE	£ 185	£ 42	£ 185
	12' x 6'	3.55 x 1.78m	3	£ 1,884	FREE	£ 185	£ 48	£ 185
	7'x 7'	2.08 x 2.08m	2	£ 1,428	FREE	£ 185	£ 35	£ 185
	8' x 8'	2.39 x 2.39m	2	£ 1,732	FREE	£ 185	£ 48	£ 185
	10' x 8'	2.99 x 2.39m	3	£ 1,881	FREE	£ 215	£ 56	£ 215
	12' x 8'	3.55 x 2.39m	4	£ 2,166	FREE	£ 215	£ 64	£ 215
	14' x 8'	4.22 x 2.39m	4	£ 2,489	FREE	£ 270	£ 72	£ 270
	16' x 8'	4.80 x 2.39m	4	£ 2,774	FREE	£ 325	£ 80	£ 325
	18' x 8'	5.44 x 2.39m	4	£ 3,068	FREE	£ 375	£ 88	£ 375
	20' x 8'	6.05 x 2.39m	6	£ 3,339	FREE	£ 405	£ 96	£ 405
	10' x 10'	2.99 x 2.99m	3	£ 2,454	FREE	£ 230	£ 64	£ 230
	12' x 10'	3.55 x 2.99m	4	£ 2,793	FREE	£ 275	£ 72	£ 275
	14' x 10'	4.22 x 2.99m	4	£ 3,339	FREE	£ 315	£ 80	£ 315
	16' x 10'	4.80 x 2.99m	4	£ 3,562	FREE	£ 320	£ 96	£ 320
	18' x 10'	5.44 x 2.99m	4	£ 3,860	FREE	£ 375	£ 108	£ 375
	20' x 10'	6.05 x 2.99m	6	£ 4,240	FREE	£ 405	£ 120	£ 405
	12' x 12'	3.55 x 3.55m	4	£ 3,087	FREE	£ 375	£ 80	£ 375
	14' x 12'	4.22 x 3.55m	4	£ 3,453	FREE	£ 405	£ 96	£ 405
	16' x 12'	4.80 x 3.55m	4	£ 3,993	FREE	£ 425	£ 108	£ 425
18' x 12'	5.44 x 3.55m	4	£ 4,322	FREE	£ 445	£ 120	£ 445	
20' x 12'	6.05 x 3.55m	6	£ 4,731	FREE	£ 485	£ 140	£ 485	








Optional Extras & Alterations for Major Range of Buildings

- Extra fixed window (610 x 610mm) £ 20 . Opening window in lieu of fixed £ 36
- Safety glass or perspex £ 10 per pane
- Cotswold georgian style window in lieu of standard £ 120
- Change standard windows to 6" deep security windows £ 20
- Extra standard door (760mm wide) £ 55 . Wider single door (900mm) in lieu of standard £ 55
- Change single door to stable door £ 43
- Padlock protector in lieu of lock and key £ 34
- Rockingham style part glazed summerhouse door right hand hinged only £ 189
- 1200mm double doors in lieu of standard door (for 6' wide buildings) £ 75
- 1500mm double doors in lieu of standard door (for 8' and above wide buildings) £ 80
- 1800mm double doors in lieu of standard door (for 8' and above wide buildings) £ 110
- 2100mm double doors in lieu of standard door (for 9' and above wide buildings) £ 140
- 2400mm double doors in lieu of standard door (for 10' and above wide buildings) £ 175
- 1200mm Cotswold style glazed summerhouse double doors in lieu of standard doors £ 290
- Extra eaves height (150mm / 1 Board) + 10%
- Transverse ridge: (ie std 10' x 6' has 6' gable end, change to 10' gable) Add £ 40 (12' max)
- Extra roof overhang to front (apex only) £ 4.50 per sq ft (ie 10ft wide apex with 1ft overhang £ 45)
- No floor option: Ideal for motor cycles, machinery & home gyms etc Deduct £ 1 per sq ft
- 15mm Log-lap cladding (excluding door) + 15% . Shaped front fascias £ 10
- Internal partitions to apex or pent (no door) 6ft £ 165 . 8ft £ 215 . 10ft £ 279 . 12ft £ 315

Birstall Garden & Leisure Garden Buildings

Sibson Road Birstall Leicester LE4 4DX Tel 0116 267 7091 sales@birstall.com shop on-line www.birstall.com

Popular 15mm Tongue & Groove Summerhouses & Corner Buildings


December 2021 Retail Prices Including VAT	Approx Imperial Reference	Actual Metric Floor Size	Windows Included	Price Including VAT	Factory Treatment (Golden)	Premium Treatment 2 Coats of <u>Sadolin</u> Applied by Hand	3" x 3" Floor Bearers	Assembly Service
W x L								
	COTSWOLD	8' x 6'	2.39 x 1.78m	3	£ 1,927	FREE	£ 185	£ 215
		8' x 8'	2.39 x 2.39m	3	£ 2,127	FREE	£ 195	£ 225
		8' x 10'	2.39 x 2.99m	3	£ 2,294	FREE	£ 205	£ 240
		10' x 6'	2.99 x 1.78m	3	£ 2,104	FREE	£ 195	£ 225
		10' x 8'	2.99 x 2.39m	3	£ 2,360	FREE	£ 195	£ 225
		10' x 10'	2.99 x 2.99m	3	£ 2,788	FREE	£ 205	£ 240
		10' x 12'	2.99 x 3.55m	3	£ 3,096	FREE	£ 225	£ 265
	Optional Veranda	8' x 2'	2.39 x 0.60m	0	£ 135	FREE	£ 25	£ 16
Optional Veranda	10' x 2'	2.99 x 0.60m	0	£ 160	FREE	£ 25	£ 20	£ 25
	ROSEDALE	8' x 6'	2.39 x 1.78m	front & side	£ 1,671	FREE	£ 125	£ 150
		8' x 8'	2.39 x 2.39m	front & side	£ 2,018	FREE	£ 145	£ 175
		8' x 10'	2.39 x 2.99m	front & side	£ 2,174	FREE	£ 150	£ 180
		10' x 6'	2.99 x 1.78m	front & side	£ 1,828	FREE	£ 150	£ 180
		10' x 8'	2.99 x 2.39m	front & side	£ 2,237	FREE	£ 175	£ 205
		10' x 10'	2.99 x 2.99m	front & side	£ 2,659	FREE	£ 225	£ 265
		10' x 12'	2.99 x 3.55m	front & side	£ 2,968	FREE	£ 250	£ 290
	Optional Veranda	8' x 2'	2.39 x 0.60m	0	£ 135	FREE	£ 25	£ 16
Optional Veranda	10' x 2'	2.99 x 0.60m	0	£ 160	FREE	£ 25	£ 20	£ 25
Upgrade standard fixed windows to opening (side only) £ 30 each								
	LINCOLN Corner	6' x 6'	1.78 x 1.78m	2 side	£ 1,733	FREE	£ 175	£ 205
		7' x 7'	2.08 x 2.08m	2 side	£ 1,876	FREE	£ 175	£ 205
		8' x 8'	2.39 x 2.39m	2 side	£ 2,136	FREE	£ 175	£ 205
		9' x 9'	2.69 x 2.69m	2 side	£ 2,402	FREE	£ 175	£ 205
Corner Summerhouse including 2 window / flower boxes								
	DEVON Corner	6' x 6'	1.78 x 1.78m	2 side	£ 1,572	FREE	£ 175	£ 205
		7' x 7'	2.08 x 2.08m	2 side	£ 1,705	FREE	£ 175	£ 205
		8' x 8'	2.39 x 2.39m	2 side	£ 1,971	FREE	£ 175	£ 205
		9' x 9'	2.69 x 2.69m	2 side	£ 2,227	FREE	£ 175	£ 205
Corner Summerhouse								
	CLIPSTON	7' x 5'	2.1 x 1.5m	1 front	£ 1,382	FREE	£ 135	£ 165
		7' x 6'	2.1 x 1.8m	1 front	£ 1,429	FREE	£ 135	£ 165
		7' x 7'	2.1 x 2.1m	1 front	£ 1,471	FREE	£ 135	£ 165
Narrow Summerhouse								
Optional 2' Verandah to front £ 85 Optional side window £ 80 (Opening)								
	FARDON	10' x 6'	3.0 x 1.8m	2 Front	£ 1,866	FREE	£ 175	£ 205
		10' x 8'	3.0 x 2.4m	2 Front	£ 2,132	FREE	£ 175	£ 205
		12' x 8'	3.6 x 2.4m	2 Front	£ 2,355	FREE	£ 200	£ 230
Optional side window £ 80 (Opening)								
	ROCKINGHAM	8' x 6'	2.39 x 1.78m	1 front	£ 1,566	FREE	£ 165	£ 195
		8' x 8'	2.39 x 2.39m	1 front	£ 2,047	FREE	£ 165	£ 195
		8' x 10'	2.39 x 2.99m	1 front	£ 2,146	FREE	£ 195	£ 225
		10' x 6'	2.99 x 1.78m	1 front	£ 2,146	FREE	£ 195	£ 225
		10' x 8'	2.99 x 2.39m	1 front	£ 2,237	FREE	£ 195	£ 225
	Optional side window £ 80 (Opening)	10' x 10'	2.99 x 2.99m	1 front	£ 2,837	FREE	£ 235	£ 64
	10' x 12'	2.99 x 3.55m	1 front	£ 3,207	FREE	£ 235	£ 72	£ 275

'Birstall Garden & Leisure Garden Buildings

Sibson Road Birstall Leicester LE4 4DX Tel 0116 267 7091 sales@birstall.com shop on-line www.birstall.com


Popular 15mm Tongue & Groove Summerhouses & Corner Buildings

December 2021 Retail Prices Including VAT	Approx Imperial Reference	Actual Metric Floor Size	Windows Included	Price Including VAT	Factory Treatment (Golden)	Premium Treatment 2 Coats of <u>Sadolin</u> Applied by Hand	3" x 3" Floor Bearers	Assembly Service
---	---------------------------------	--------------------------------	---------------------	---------------------------	----------------------------------	---	-----------------------------	---------------------

CARLTON	12' x 8'	3.6 x 2.4m	2 front	£ 2,731	FREE	£ 275	£ 64	£ 315
	14' x 8'	4.2 x 2.4m	2 front	£ 2,877	FREE	£ 275	£ 72	£ 315
	12' x 3'	Verandah		£ 241	FREE	£ 50	£ 45	£ 60
	14' x 3'	Verandah		£ 238	FREE	£ 50	£ 55	£ 60

Optional side window £ 80 (Opening)

12 x 8 & 14 x 8 Exclude Veranda, please add optional Veranda if required

OAKDALE Oct.	6' x 6'	1.78 x 1.78m	2 front	£ 2,041	FREE	£ 250	£ 24	£ 290
	8' x 6'	2.39 x 1.78m	2 front	£ 2,516	FREE	£ 250	£ 32	£ 290

Octagonal summerhouse with tile effect fibreglass roof

Joinery quality hardwood doors (single on 6ft . Double on 8ft) Toughened glass as standard

Generous 1.98m internal eaves height

Prices include: VAT, Floor, Appropriate Glazing (Glass . Perspex . Mesh) Roofing Felt, Fixed Window(s) & Fixing Kit
Free Delivery Throughout The East Midlands (Nationwide Delivery Available see www.birstall.com)

Imperial sizes stated are approximate for reference only, metric measurements refer to the actual floor size.

A solid purpose built, flat level & square concrete raft or paving slab base is recommended.

Pressure treated bearers will lift the floor 3" clear from any damp and provide a good airflow underneath the building.


Removal of existing buildings & base preparation services are available by quotation please call 0116 267 7091

Birstall Garden & Leisure Garden Buildings


Sibson Road Birstall Leicester LE4 4DX Tel 0116 267 7091 sales@birstall.com shop on-line www.birstall.com

Popular 33mm Tongue & Groove Log Cabins (Frameless interlocking board design)


December 2021 Retail Prices Including VAT	Approx Imperial Reference	Actual Metric Floor Size	Windows Included	Price Including VAT	Standard Treatment (Golden)	Premium Treatment 2 Coats of <u>Sadolin</u> Applied by Hand	3" x 3" Floor Bearers	Assembly Service
---	---------------------------------	--------------------------------	---------------------	---------------------------	-----------------------------------	---	-----------------------------	---------------------

CHARNWOOD Log Cabin Style A								
	8' x 6'	2.39 x 1.78m	1 front	£ 2,085	Supplied untreated	£ 32	£ 425	
	8' x 8'	2.39 x 2.39m	1 front	£ 2,341	Supplied untreated	£ 48	£ 425	
	8' x 10'	2.39 x 2.99m	1 front	£ 2,630	Supplied untreated	£ 56	£ 425	
	10' x 6'	2.99 x 1.78m	1 front	£ 2,408	Supplied untreated	£ 42	£ 425	
	10' x 8'	2.99 x 2.39m	1 front	£ 2,630	Supplied untreated	£ 56	£ 425	
	10' x 10'	2.99 x 2.99m	1 front	£ 2,991	Supplied untreated	£ 64	£ 485	
	10' x 12'	2.99 x 3.55m	1 front	£ 3,210	Supplied untreated	£ 72	£ 485	
	12' x 8'	3.55 x 2.39m	1 front	£ 3,291	Supplied untreated	£ 64	£ 485	
	12' x 10'	3.55 x 2.99m	1 front	£ 3,447	Supplied untreated	£ 72	£ 485	
	12' x 12'	3.55 x 3.55m	1 front	£ 3,894	Supplied untreated	£ 80	£ 560	
	14' x 8'	4.22 x 2.39m	1 front	£ 3,548	Supplied untreated	£ 72	£ 635	
	14' x 10'	4.22 x 2.99m	1 front	£ 4,023	Supplied untreated	£ 80	£ 635	
	14' x 12'	4.22 x 3.55m	1 front	£ 4,365	Supplied untreated	£ 96	£ 635	
	16' x 8'	4.80 x 2.39m	1 front	£ 4,074	Supplied untreated	£ 80	£ 635	
16' x 10'	4.80 x 2.99m	1 front	£ 4,526	Supplied untreated	£ 96	£ 635		
16' x 12'	4.80 x 3.55m	1 front	£ 4,935	Supplied untreated	£ 108	£ 635		

Offset double doors
1 Opening window
Toughened glass
2m eaves height
Side window £ 139

CHARNWOOD Log Cabin Style B								
	8'x6'+4	2.39 x 2.99m	1 front	£ 2,450	Supplied untreated	£ 56	£ 425	
	8'x8'+4	2.39 x 3.55m	1 front	£ 2,830	Supplied untreated	£ 64	£ 485	
	8'x10'+4	2.39 x 4.22m	1 front	£ 3,230	Supplied untreated	£ 72	£ 485	
	10'x6'+4	2.99 x 2.99m	1 front	£ 2,615	Supplied untreated	£ 64	£ 485	
	10'x8'+4	2.99 x 3.55m	1 front	£ 3,172	Supplied untreated	£ 72	£ 485	
	10'x10'+4	2.99 x 4.22m	1 front	£ 3,529	Supplied untreated	£ 80	£ 560	
	10'x12'+4	2.99 x 4.80m	1 front	£ 3,728	Supplied untreated	£ 96	£ 560	
	12'x8'+4	3.55 x 3.55m	1 front	£ 3,970	Supplied untreated	£ 80	£ 560	
	12'x10'+4	3.55 x 4.22m	1 front	£ 4,169	Supplied untreated	£ 96	£ 560	
	12'x12'+4	3.55 x 4.80m	1 front	£ 4,536	Supplied untreated	£ 108	£ 560	
	14' x 8'+4'	4.22 x 3.55m	1 front	£ 4,274	Supplied untreated	£ 96	£ 740	
	14' x 10'+4'	4.22 x 4.22m	1 front	£ 4,735	Supplied untreated	£ 108	£ 740	
	14' x 12'+4'	4.22 x 4.80m	1 front	£ 5,153	Supplied untreated	£ 120	£ 740	
	16' x 8'+4'	4.80 x 3.55m	1 front	£ 4,859	Supplied untreated	£ 108	£ 740	
16' x 10'+4'	4.80 x 4.22m	1 front	£ 5,262	Supplied untreated	£ 120	£ 740		
16' x 12'+4'	4.80 x 4.80m	1 front	£ 5,676	Supplied untreated	£ 130	£ 740		

Offset double doors
1 Opening window
Toughened glass
2m eaves height
Side window £ 139

CHARNWOOD Log Cabin Style C								
	12' x 8'	3.55 x 2.39m	2 front	£ 3,529	Supplied untreated	£ 64	£ 485	
	12' x 10'	3.55 x 2.99m	2 front	£ 3,738	Supplied untreated	£ 72	£ 485	
	12' x 12'	3.55 x 3.55m	2 front	£ 4,169	Supplied untreated	£ 80	£ 560	
	14' x 8'	4.22 x 2.39m	2 front	£ 3,814	Supplied untreated	£ 72	£ 635	
	14' x 10'	4.22 x 2.99m	2 front	£ 4,260	Supplied untreated	£ 80	£ 635	
	14' x 12'	4.22 x 3.55m	2 front	£ 4,640	Supplied untreated	£ 96	£ 635	
	16' x 8'	4.80 x 2.39m	2 front	£ 4,317	Supplied untreated	£ 80	£ 635	
	16' x 10'	4.80 x 2.99m	2 front	£ 4,783	Supplied untreated	£ 96	£ 635	
	16' x 12'	4.80 x 3.55m	2 front	£ 5,191	Supplied untreated	£ 108	£ 635	


Central double doors
2 Opening Windows
Toughened glass
2m eaves height


Birstall Garden & Leisure Garden Buildings

Sibson Road Birstall Leicester LE4 4DX Tel 0116 267 7091 sales@birstall.com shop on-line www.birstall.com


Popular 33mm Tongue & Groove Log Cabins (Frameless interlocking board design)

December 2021 Retail Prices Including VAT	Approx Imperial Reference	Actual Metric Floor Size	Windows Included	Price Including VAT	Factory Treatment (Golden)	Premium Treatment 2 Coats of <u>Sadolin</u> Applied by Hand	3" x 3" Floor Bearers	Assembly Service
---	---------------------------------	--------------------------------	---------------------	---------------------------	----------------------------------	---	-----------------------------	---------------------

 <p>Central double doors 2 Opening Windows Toughened glass 2m eaves height</p>	CHARWOOD Log Cabin Style D							
	12'x8'+4	3.55 x 3.55m	2 front	£ 4,251	Supplied untreated	£ 80	£ 560	
	12'x10'+4	3.55 x 4.22m	2 front	£ 4,454	Supplied untreated	£ 96	£ 560	
	12'x12'+4	3.55 x 4.80m	2 front	£ 4,844	Supplied untreated	£ 108	£ 560	
	14' x 8'+4'	4.22 x 3.55m	2 front	£ 4,536	Supplied untreated	£ 96	£ 740	
	14' x 10'+4'	4.22 x 4.22m	2 front	£ 4,982	Supplied untreated	£ 108	£ 740	
	14' x 12'+4'	4.22 x 4.80m	2 front	£ 5,410	Supplied untreated	£ 120	£ 740	
	16' x 8'+4'	4.80 x 3.55m	2 front	£ 5,129	Supplied untreated	£ 108	£ 740	
	16' x 10'+4'	4.80 x 4.22m	2 front	£ 5,575	Supplied untreated	£ 120	£ 740	
16' x 12'+4'	4.80 x 4.80m	2 front	£ 5,980	Supplied untreated	£ 130	£ 740		

	CHARWOOD Shed / Workshop						
	8' x 8'	2.39 x 2.39m	2 side	£ 2,028	Supplied untreated	£ 48	£ 425
	8' x 10'	2.39 x 2.99m	3 side	£ 2,322	Supplied untreated	£ 56	£ 425
	8' x 12'	2.39 x 3.55m	4 side	£ 2,592	Supplied untreated	£ 64	£ 485
	10' x 10'	2.99 x 2.99m	3 side	£ 2,592	Supplied untreated	£ 64	£ 485
	10' x 12'	2.99 x 3.55m	4 side	£ 2,830	Supplied untreated	£ 72	£ 485
	12' x 12'	3.55 x 3.55m	4 side	£ 2,431	Supplied untreated	£ 80	£ 560

Supplied with 750 x 1800mm single door, eaves height 2m, upgrade to security windows + £ 30
Upgrade to double doors + £ 65, upgrade windows to opening £ 30 (Each)

	CHARWOOD Pent Roof						
	8' x 6'	2.39 x 1.78m	1 front	£ 2,032	Supplied untreated	£ 32	£ 425
	8' x 8'	2.39 x 2.39m	1 front	£ 2,275	Supplied untreated	£ 48	£ 425
	10' x 6'	2.99 x 1.78m	1 front	£ 2,275	Supplied untreated	£ 42	£ 425
	10' x 8'	2.99 x 2.39m	1 front	£ 2,541	Supplied untreated	£ 56	£ 425
	12' x 8'	3.55 x 2.39m	1 front	£ 3,120	Supplied untreated	£ 64	£ 485

Internal height 2.14m front 1.93m rear
Supplied with offset hardwood double doors, and opening window with toughened glass
Additional side opening window £ 139

Prices include: VAT, Floor, Appropriate Glazing (Glass . Perspex . Mesh) Roofing Felt, Fixed Window(s) & Fixing Kit
Free Delivery Throughout The East Midlands (Nationwide By Quotation)

Imperial sizes stated are approximate for reference only, metric measurements refer to the actual floor size.

A solid purpose built, flat level & square concrete raft or paving slab base is recommended.

Our pressure treated bearers will lift the floor 3" clear from any damp and provide a good airflow underneath the building.

Removal of existing buildings & base preparation services are available by quotation.

Birstall Garden & Leisure Garden Buildings

Sibson Road Birstall Leicester LE4 4DX Tel 0116 267 7091 sales@birstall.com [shop on-line www.birstall.com](http://shop.on-line.www.birstall.com)

Additional Building Services		
December 2021 Retail Prices Including VAT	In addition to our treatment and assembly services we are pleased to offer a range of useful options	PRICE
GUTTERING	Add guttering to your building to drain away excess rain water. Perfect for use with a water butt.	£25 per side (fitting fee) plus guttering at £3 per foot
SLAB BASES	Give your building a good, solid slab base.	Approximately £6.00 per square foot* *Price based on area being flat, level and easy to access.
INSULATION	Insulate your garden building to make it a useable space all year round.	Price by quotation.
SECURITY UPGRADE	Make your building more secure by adding security features including safety hinges and padbolts.	Price by quotation.
BESPOKE BUILDINGS	If you require an unusual sized building or have specific requirements, please ask for a quotation.	Price by quotation.
FENCING	Small fencing jobs undertaken, please ask for a quotation.	Price by quotation.
REMOVAL OF EXISTING BUILDINGS	In preparation for your new garden building, we can dismantle and remove any existing buildings.	Price by quotation.

Prices include: VAT